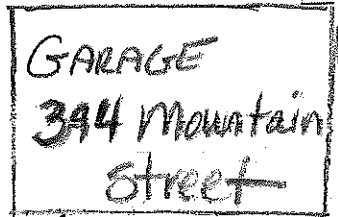



Please indicate all cross streets including adjoining streets.
Please indicate if this is a corner lot.



45'

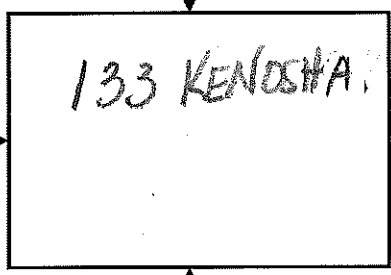
2' ← 15' →



11' TREE

DRIVEWAY

28' PHILBICE ST.



Set Back

_____ ft.

KENOSHA

STREET